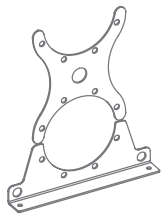
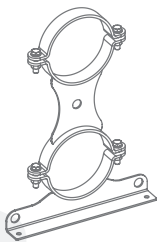


LA SOLUTION IDEALE : LE CONVOYEUR
 A CHAINES TUBULAIRES POSE SUR LE COTE
 UNA SOLUCIÓN ERGUIDA: EL TRANSPORTADOR
 DE MATERIAL A GRANEL EN POSICIÓN DE PIE

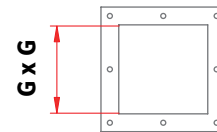
Support „Flasque - flasque“
 Soporte „brida-brida“



Support „Collier - collier“
 Soporte „abrazadera-abrazadera“

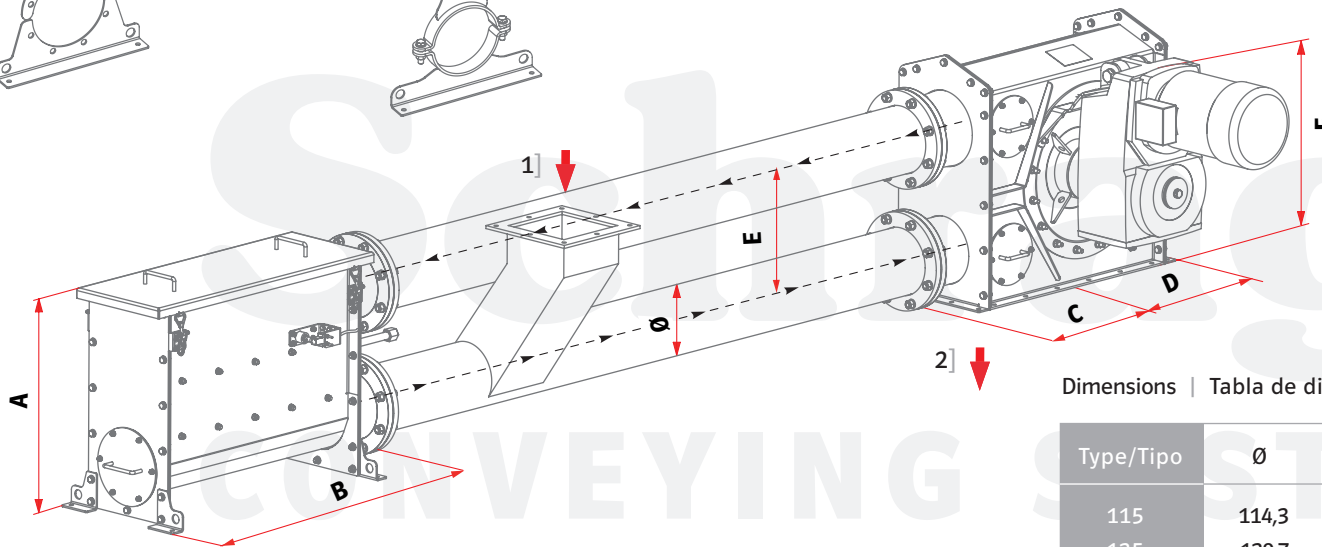
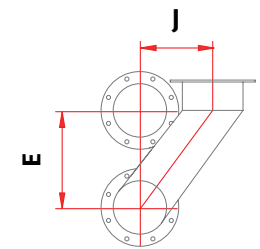
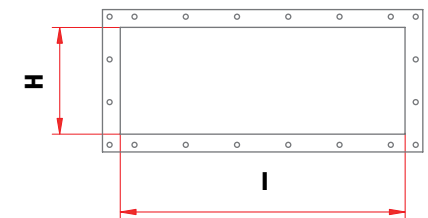


1] Flasque d'entrée | Brida de entrada



Peut varier en fonction des
 conditions sur site.
 Se puede adaptar a las
 condiciones locales.

2] Flasque de sortie | Brida de salida



Dimensions | Tabla de dimensiones

Type/Tipo	Ø	A	B	C	D	E	F	G	H	I	J
115	114,3	569	878	452	365	325	623	150	180	650	150
135	139,7	572	891	465	365	325	623	180	180	650	180
160	168,3	731	1075	550	450	400	800	200	300	800	200
200	219,1	731	1095	580	450	400	800	250	300	800	300
270	273,0	930	1446	705	570	500	1010	300	350	1000	300

→ = Cote | Medidas

⇄ = Sens de convoyage | Dirección de transporte